

Value of the Port of Port Hedland

Our members create jobs, support local businesses and create prosperity for the Town of Port Hedland.



Port Hedland Industries Council

The Port Hedland Port Supply Chain is the engine room of WA's economy. The 2023 The Economic Significance of the Port of Port Hedland report compiled by ACIL Allen Consulting for the Port Hedland Industries Council reveals that apart from contributing billions of dollars in economic benefits, it also supports one in every nine full time jobs in WA.

The report is an assessment of the 2022-23 financial year and includes projections for the 10 years from 2023-24 to 2032-33.

It found the port and its supply chain contributed \$2.01 billion to Port Hedland Gross Regional Product in 2022-23, with \$678 million direct economic activity supporting an additional \$1.33 billion in indirect economic activity. This means for every \$1 of local expenditure by the port and the trade facilitated through the port, an additional \$2 was generated across the rest of the local economy.

The port and its supply chain also supported 8,158 direct and indirect full-time jobs locally – 74 per cent of the full time employment in the Town of Port Hedland – and boosted local income by \$1.02 billion.

It contributed \$103 billion to the State and national economies in 2022-23. PHIC members — Pilbara Ports, BHP, Fortescue, Roy Hill, Mineral Resources, Pilbara Minerals, and Consolidated Minerals contributed production and financial details for the report. Publicly available information for port users Atlas Iron, Rio Tinto (Dampier Salt), Newcrest Mining and Element 25 was also used as part of the financial modelling. Atlas Iron and Rio Tinto contributed directly to the 2020 study.

Ensuring the sustainability of industry and the growth of the port is vital for the ongoing economic growth of the State and the Port Hedland community.

It also includes an assessment of the Lumsden Point General Cargo Facility, which ACIL Allen says will add \$22.6 billion in Gross Product over the 10 years from 2023-24.

Lumsden Point is expected to support a diverse range of projects across the Pilbara region which are currently constrained in their access to international markets.

2022-23 ECONOMIC SNAPSHOT



supports

1 in 9 full-time jobs in WA



\$103.7 billion
Contribution to GDP

OUTPUT



\$75.6 billion
Contribution to gross income

INCOME



200,627
FTE jobs supported

EMPLOYMENT

LUMSDEN POINT DEVELOPMENT 10-YEAR FORECAST

The report estimates the future economic impact of the Port and its supply chain over the next 10 years to 2033.

This information is based on existing operations and takes a conservative view of future commodity pricing. It does not take into account the development of the State Government's Boodarie Strategic Industrial Area, comprising 4,000ha located close to Port Hedland Port. Nor does it include the rapidly developing green energy sector developing in the Pilbara.



\$22.6 billion
Contribution to GDP



6,204
FTE jobs supported across Australia

Ongoing economic impact of the Port Hedland Supply Chain

COMBINED PORT HEDLAND PORT SUPPLY CHAIN AND LUMSDEN POINT 10-YEAR FORECAST



\$851.4 billion
in Gross Product



\$645.5 billion
National income



201,976 FTE
jobs to the Australian economy



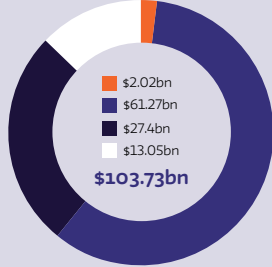
\$172.7 billion
in taxation and royalty payments

BREAKDOWN OF ECONOMIC BENEFITS 2022-23

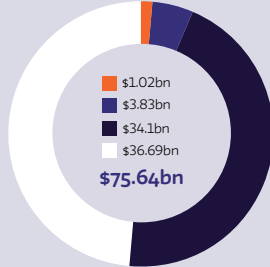
■ Town of Port Hedland
 ■ Rest of Pilbara
 ■ Rest of WA
 ■ Rest of Australia

■ WA Government
 ■ Commonwealth Government

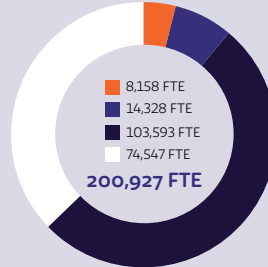
GROSS PRODUCT



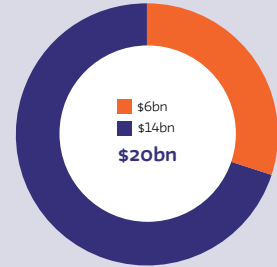
INCOME



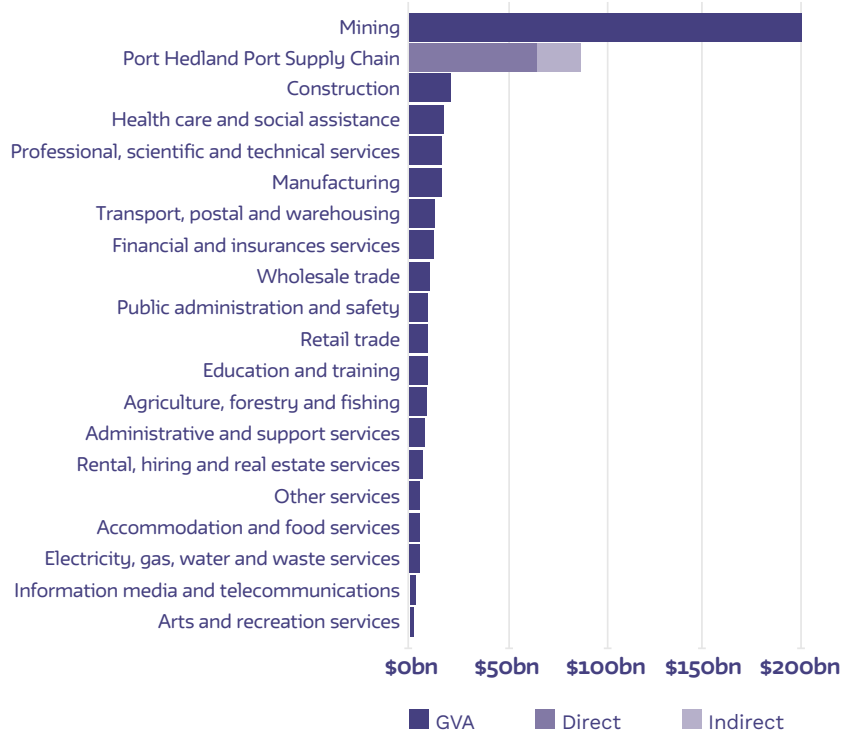
EMPLOYMENT



TAXATION



PORT AND ITS SUPPLY CHAIN AS A SECTOR



Source: ABS Australian National Accounts – State Accounts – Industry Components of Gross State Product (Current prices)

PHIC Members



ASSOCIATE MEMBER



Port Hedland Industries Council
 Kirsty Danby, CEO | E ceo@phic-hedland.com.au

phic-hedland.com.au